



WOMEN IN LOCAL POLITICS IN EUROPE

Figures from 34 European countries of CEMR's membership

– DRAFT –
FEBRUARY 2008



The information presented in this document has been compiled by the Council of European Municipalities and Regions (CEMR). The study is primarily based on research carried out by the national associations from 34 countries of CEMR's membership. CEMR wishes to thank the associations again, as their support allowed to set up this document.

Most figures have been updated following the most recent local elections in the different countries. For data missing, "N.A.", indicates cases where data was not available.

For easy references, a table summarising the main percentages about the presence of women in local governments has been added at the end of each page allowing the reader to compare the different local situations in Europe at a glance.

In addition to the data provided by the national associations, other information sources have also been used such as the internet and in particular the websites of the Inter-parliamentary Union (<http://www.ipu.org>), the European Parliament (<http://www.europarl.europa.eu>) and the Global Database of Quotas for Women (<http://www.quotaproject.org>).

For any query about the data shown on the following pages, please do not hesitate to contact Emilie Blondy at the CEMR's Secretariat General (emilie.blondy@ccre.org).

Albania	4	Latvia	21
Austria	5	Lithuania	22
Belgium	6	Luxembourg	23
Bulgaria	7	Malta	24
Cyprus	8	The Netherlands	25
Czech Republic	9	Norway	26
Denmark	10	Poland	27
Estonia	11	Portugal	28
Finland	12	Romania	29
France	13	Serbia	30
FYRoM	14	Slovakia	31
Germany	15	Slovenia	32
Greece	16	Spain	33
Hungary	17	Sweden	34
Iceland	18	Switzerland	35
Ireland	19	Ukraine	36
Italy	20	United Kingdom	37

Women's and Men's suffrage

Men's suffrage – so called “universal suffrage” – granted.....	1921
Women's suffrage granted at local level.....	1946
Women's suffrage granted at national level	1946
Universal suffrage granted for women and men.....	1918

Legislation regarding women quotas

Quotas imposed by national election laws.....	NO
Quotas imposed by political parties	YES

• Socialist Party: 30% in the country (50% in Tirana); Democratic Party: 25%

Women's presence in local government

65 municipalities and 309 towns

Date of the last/next elections:.....	2007/2011
Number of local elected representatives:	374
Number, percentage of women members in municipal councils	
• Capital municipality	50%
• Second level municipalities	20%
• Third level municipalities	6 to 10%
Number, percentage of women in the municipal executives (in municipalities)	3%
Number, percentage of women mayors (heads of municipality):	1 (0.4%)
Number, percentage of women heads of town:	4 (1%)

Other sub-national levels: 36 districts (intermediary level) and 12 counties (regional level)

Women's presence in Parliament

Number, percentage of women in the Upper House:	No Upper House
Number, percentage of women in the Lower House (2005):.....	10 /140 (7%)



AT A GLANCE

	0%	100%
Women members in municipal councils*	10%	50%
Women in the municipal executives	N.A.	
Women mayors	0.4%	
Women heads of town	1%	
No Upper House		
Women in the Lower House	7%	

* 6 to 10% in third level municipalities, 20% in second level municipalities and 50% in the capital municipality

Sources and contact point for further enquiry
Albanian Association of Municipalities: Fatos HODAJ

Women's and Men's suffrage

Men's suffrage – so called “universal suffrage” – granted.....	1907
Women's suffrage granted at local level.....	1918
Women's suffrage granted at national level	1918
Universal suffrage granted for women and men.....	1918

Legislation regarding women quotas

Quotas imposed by national election laws:.....	NO
Quotas imposed by political parties:	YES

- Social Democratic Party of Austria (SPO) 40%; The Greens 50%; Austrian People's party (OVP) 33%

Women's presence in local government

2 358 Municipalities

Date of the last/next elections (different dates):	2007/2008-09-10
Number of local elected representatives:	41,500
Number, Percentage of women members in municipal councils (“Gemeinderat”):.....	1,002 (14 %)
Number, percentage of women in the municipal executives (“Amtsleiterinnen”):	462 (20%)
Number, percentage of women vice-mayors:.....	315 (11%)
Number, percentage of women mayors:	82 (3%)

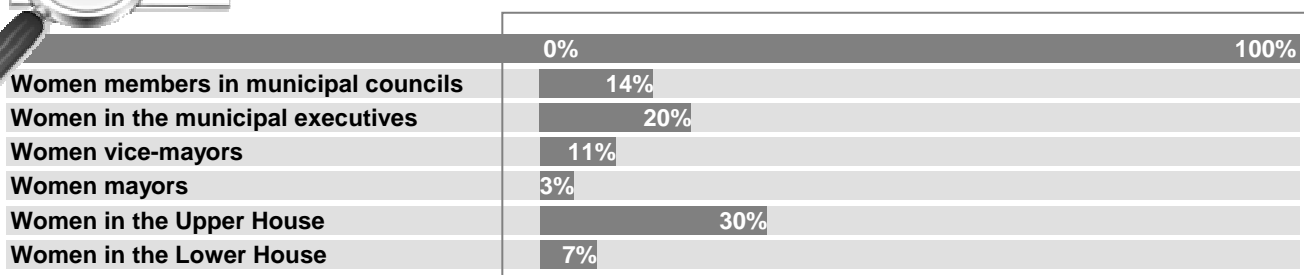
Other sub-national levels: 9 federated states ‘Länder’ (regional level)

Women's presence in Parliament

Number, percentage of women in the Upper House “Bundesrat” (2008):.....	15/61 (30%)
Number, percentage of women in the Lower House “Nationalrat” (2008):.....	60/183 (32%)



AT A GLANCE



Sources and contact point for further enquiry

Österreichischer Gemeindebund and Österreichischer Städtebund: Daniela Fraiss and Simona Wolessa

Women's and Men's suffrage

Men's suffrage – so called “universal suffrage” – granted.....	1919
Women's suffrage granted at local level.....	1920
Women's suffrage granted at national level	1948
Universal suffrage granted for women and men.....	1948

Legislation regarding women quotas

Quotas imposed by national election laws:.....YES

- “In 1994 Belgium passed a law specifying a gradual increase in the maximum of each sex on party lists. It was specified that the same sex may not constitute more than three-quarters among the parties' candidates (in 1999 no more than two thirds). Another law passed in 2002 takes this principle further stating that the lists must include an equal share of women and men”.*

Quotas imposed by political parties:NOT ANYMORE

- “None of the political parties has quota for electoral lists anymore, since all of them are subject to the legal quota of 2002 (EP elections, House of Representatives, Senate, assemblies of the regions and communities) and to the recent legislation regulating the composition of electoral lists for local and provincial elections”.*

*Source: quotaproject

Women's presence in local government

589 Municipalities

Date of the last/next elections:.....	2006/2012
Number of local elected representatives:	13,000
Number, percentage of women members in municipal councils (“Conseils” and “Collèges”):.....	4,405 (33%)
Number, percentage of women in the municipal executives (Echevines):	30%
Number, percentage of women mayors (Bourgmestres):	57 (10%)

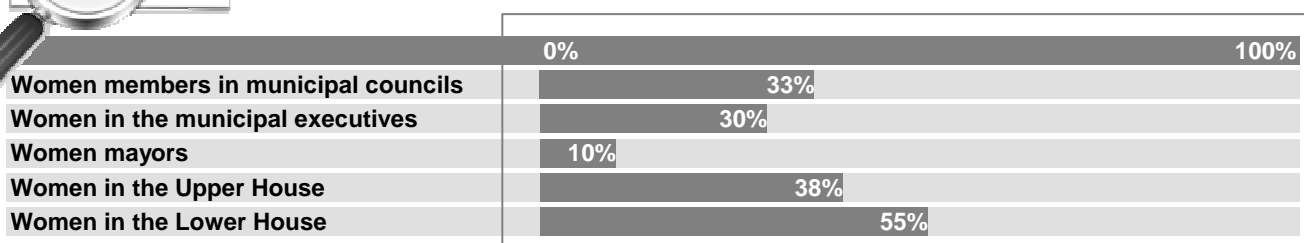
Other sub-national levels: 10 provinces (intermediary level) and 6 federated states (regional level)

Women's presence in Parliament

Number, percentage of women in the Upper House (2007):.....	27/71 (38%)
Number, percentage of women in the Lower House (2007):.....	52/150 (55%)



AT A GLANCE



Sources and contact point for further enquiry
 Union of Belgian cities and municipalities: Ann Lobijn

Women's and Men's suffrage

Men's suffrage – so called “universal suffrage” – granted.....	1879/1944
Women's suffrage granted at local level.....	1945
Women's suffrage granted at national level	1944
Universal suffrage granted for women and men.....	1945

Legislation regarding women quotas

Quotas imposed by national election laws:.....	NO
Quotas imposed by political parties:	NO

Women's presence in local government

264 Municipalities

Date of the last/next elections:.....	2007/2011
Number of local elected representatives:	8,264
Number, percentage of women members in municipal councils (2003):.....	1,500 (30%)
Number, percentage of women in the municipal executives:	60%
Number, percentage of women mayors:	25 (10%)
Number, percentage of women chair of municipal councils:	43 (20%)

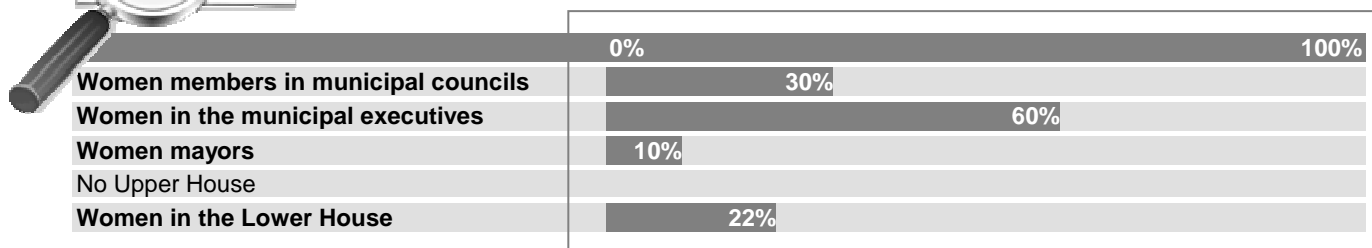
Other sub-national levels: 28 regions (intermediary level) and 6 planning regions (regional level)

Women's presence in Parliament

Number, percentage of women in the Upper House:	No Upper house
Number, percentage of women in the Lower House (2005-2009):.....	52/240 (22%)



AT A GLANCE



Sources and contact point for further enquiry

National association of municipalities in the republic of Bulgaria: Maria Kumanova and Emil Stanev

Women's and Men's suffrage

Men's suffrage – so called “universal suffrage” – granted.....	1960
Women's suffrage granted at local level.....	1960
Women's suffrage granted at national level	1960
Universal suffrage granted for women and men.....	1960

Legislation regarding women quotas

Quotas imposed by national election laws:.....	NO
Quotas imposed by political parties:	YES

- Movement of Social Democrats (Kisos) 30%

Women's presence in local government

33 urban municipalities and 739 rural communities

Date of the last/next elections:.....	2006/2011
Number of local elected representatives:	398
Number, percentage of women members in municipal councils:	84 (20%)
Number, percentage of women in the municipal executives (2002):.....	4 (20%)
Number, percentage of women mayors:	2 (6%)

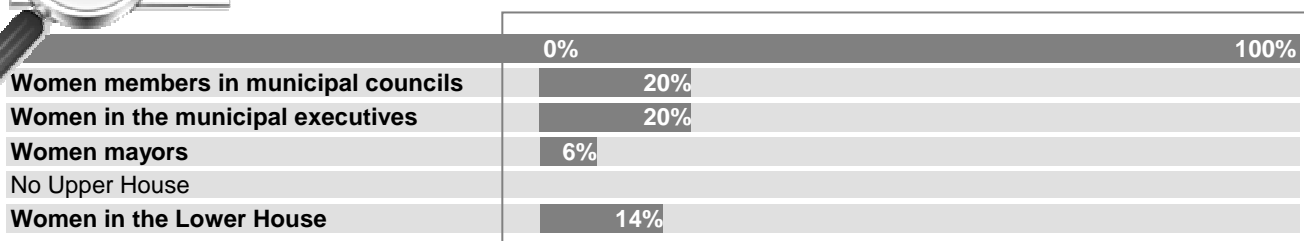
Other sub-national levels: 6 development districts (intermediary level)

Women's presence in Parliament

Number, percentage of women in the Upper House:	No Upper house
Number, percentage of women in the Lower House:	8/56 (14%)



AT A GLANCE



Sources and contact point for further enquiry
 Union of Cyprus municipalities: Athos Germanos

Women's and Men's suffrage

Men's suffrage – so called “universal suffrage” – granted.....	1907
Women's suffrage granted at local level.....	1919
Women's suffrage granted at national level	1920
Universal suffrage granted for women and men.....	1920

Legislation regarding women quotas

Quotas imposed by national election laws:.....	NO
Quotas imposed by political parties:	YES
• Czech Social Democratic Party (Česká strana sociálně demokratická): 25%; Green Party (Strana zelených): 33%. “If a local party organization has failed to nominate 25% women among its top candidates, then the Social Democratic Women's Organization has the right to nominate extra women.” <i>Source: quotaproject</i>	

Women's presence in local government

6 249 municipalities

Date of the last/next elections:.....	2006/2010
Number of local elected representatives (Czech Statistical Office):.....	62,426
Number, percentage of women members in municipal councils:	15,588 (25%)
Number, percentage of women in the municipal executives:	N.A.
Number, percentage of women mayors:	1,099 (18%)


Other sub-national level: 14 regions

Women's presence in local government

Number, percentage of women in the Upper House (2006).....	11/81 (14%)
Number, percentage of women in the Lower House (2006).....	31/200 (16%)



AT A GLANCE



Sources and contact point for further enquiry

Union of Towns and Municipalities of the Czech Republic (and Czech Statistical Office): Gabriela Hermannová

Women's and Men's suffrage

Men's suffrage – so called “universal suffrage” – granted.....	1849
Women's suffrage granted at local level.....	1908
Women's suffrage granted at national level	1915
Universal suffrage granted for women and men.....	1915

Legislation regarding women quotas

Quotas imposed by national election laws:.....	NO
Quotas imposed by political parties:	NOT ANYMORE
<ul style="list-style-type: none"> • “The Socialist People's Party (Socialistisk Folkeparti): 40% (adopted in 1977 but abandoned in 1996); the Social Democratic Party (Socialdemokratiet): 40% (in 1983 and 1988 but abandoned in 1996), the Left Socialist Party (Venstresocialisterne): 50% (in 1985 but the party no longer exists); the left wing party “Unity List”: 50%”. Sources: <i>Local Government Denmark and quotaproject</i> 	

Women's presence in local government

98 municipalities

Date of the last/next elections:.....	2005/2009
Number of local elected representatives (2005):.....	2,520
Number, percentage of women members in municipal councils (2005):.....	689 (27%)
Number, percentage of women in the municipal executives (2005):.....	4 (4%)
Number, percentage of women mayors (2005):	7 (7%)

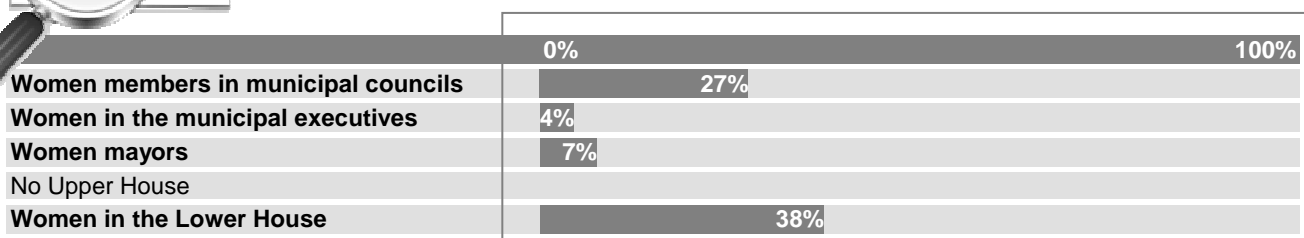
Other sub-national levels: 5 regions (since 2007)

Women's presence in Parliament

Number, percentage of women in the Upper House:	No Upper House
Number, percentage of women in the Lower House:	68/179 (38%)



AT A GLANCE



Sources and contact point for further enquiry

Local Government Denmark: Eva Jacobsen and Dorte Thorgaard

Women's and Men's suffrage

Men's suffrage – so called “universal suffrage” – granted.....	1920
Women's suffrage granted at local level.....	1920
Women's suffrage granted at national level	1918
Universal suffrage granted for women and men.....	1920

Legislation regarding women quotas

Quotas imposed by national election laws:.....	NO
Quotas imposed by political parties:	NO

Women's presence in local government

227 Municipalities (194 rural Municipalities, 33 towns)

Date of the last/next elections:.....	2005/2009
Number of local elected representatives (2004):.....	3,260
Number, percentage of women members in municipal councils (2005):.....	920 (30%)
Number, percentage of women in the municipal executives:	N.A.
Number, percentage of women mayors:	32 (14%)

Other sub-national levels: 15 counties (regional level)

Women's presence in Parliament

Number, percentage of women in the Upper House:	No Upper House
Number, percentage of women in the Lower House (2007):.....	19/101 (19%)



AT A GLANCE

	0%	100%
Women members in municipal councils		30%
Women in the municipal executives	N.A.	
Women mayors	14%	
No Upper House		
Women in the Lower House	19%	

Sources and contact point for further enquiry
 Association of Estonian Cities: Toivo Riimaa

Women's and Men's suffrage

Men's suffrage – so called “universal suffrage” – granted.....	1906
Women's suffrage granted at local level.....	1917
Women's suffrage granted at national level	1906
Universal suffrage granted for women and men.....	1906

Legislation regarding women quotas

- Quotas imposed by national election laws:.....YES
- 1995: amendment to the Act on Equality between Women and Men (1986) imposing a 40% quota in municipal bodies and bodies established for the purpose of inter-municipal co-operation. The quota does not apply to municipal councils and parliament which are elected in direct elections. *Source: Association of Finnish local and regional authorities and quotaproject*
- Quotas imposed by political parties:..... YES/NO
- Not officially, but in practice some political parties do impose quotas while selecting candidates for elections. *Source: Association of Finnish local and regional authorities*

Women's presence in local government

416 Municipalities (update 2007)

Date of the last/next elections:.....	2004/2008
Number of local elected representatives (2002):.....	11,966
Number, percentage of women members in municipal councils:	4,357 (36%)
Number, percentage of women municipal chairs*:	
• Women first chairs in municipal councils:	26%
• Women first chairs in municipal executive boards:	22%

* *Source: AFLRA*

Number, percentage of women mayors (2006):	64 (15%)
• Mayors in Finland are civil servants (not politicians); they are elected by the municipal councils' members	

Other sub-national levels: 19 regions (intermediary level) and 6 provinces (regional level)

Women's presence in Parliament

Number, percentage of women in the Upper House:	No Upper House
Number, percentage of women in the Lower House (2007).....	83/200 (42%)



AT A GLANCE

	0%	100%
Women members in municipal councils		36%
1st chairs in municipal councils*		26%
1st chairs in municipal executive boards*		22%
Women mayors		15%
No Upper House		
Women in the Lower House		42%

* corresponding to women in the municipal executives

Sources and contact point for further enquiry

Association of Finnish local and regional authorities: Sinikka Mikola and Sirkka-Liisa Piipponen

Women's and Men's suffrage

Men's suffrage – so called “universal suffrage” – granted.....	1848
Women's suffrage granted at local level.....	1944
Women's suffrage granted at national level	1944
Universal suffrage granted for women and men.....	1944

Legislation regarding women quotas

Quotas imposed by national election laws:.....YES

- “Parity has been imposed by a 2000 law for all municipalities with more than 3,500 inhabitants. A 2007 law has enlarged the obligations of equal representation of men and women in municipalities, departments and regions”. *Source: Association française pour le Conseil des Communes et Régions d'Europe and quotaproject*

Quotas imposed by political parties:.....YES

- The Socialist Party (PS) 50%; the Greens (Les Verts) 50%

Women's presence in local government**36 568 Municipalities**

Date of the last/next elections:.....	2008/2014
Number of local elected representatives*:	519,417
Number, percentage of women members in municipal councils:	181,608 (35%)
Number, percentage of women in the municipal executives:	N.A.
Number, percentage of women mayors*:	4,866 (13,8%)

* *Source: données du Bureau des Elections du Ministère de l'Intérieur*

Other sub-national levels: 96 departments and 4 overseas departments (intermediary level) and 22 regions and 4 overseas regions (regional level)

Women's presence in Parliament

Number, percentage of women in the Upper House (2004):.....	56/331(17%)
Number, percentage of women in the Lower House (2007):.....	107/577 (19%)

**AT A GLANCE**

	0%	100%
Women members in municipal councils		35%
Women in the municipal executives	N.A.	
Women mayors	13,8%	
Women in the Upper House	17%	
Women in the Lower House	19%	

Sources and contact point for further enquiry
CEMR French section: Sabine Martorell

Women's and Men's suffrage

Men's suffrage – so called “universal suffrage” – granted.....	N.A.
Women's suffrage granted at local level.....	1945
Women's suffrage granted at national level	1945
Universal suffrage granted for women and men.....	N.A.

Legislation regarding women quotas

Quotas imposed by national election laws:..... YES

- “The Local Government legislation (2004) has required that lists of candidates for county councils and the city of Skopje shall include 30% of each sex (half of these 30% should be placed in the first half of the list”).

Source: *quotaproject*

Quotas imposed by political parties:..... YES

- The Social Democratic Union of Macedonia (Socijaldemokratski Sojuz na Makedonija): 30% (for both genders). Source: *Association of Units of Local Self-Governments of Macedonia and quotaproject*

Women's presence in local government

84 municipalities (single sub-national level) and the City of Skopje

Date of the last/next elections:.....2005/2009

Number of local elected representatives: 1,474

Number, percentage of women members in municipal councils: 309 (22%)

Number, percentage of women in the municipal executives: 8 (6%)

Number, percentage of women mayors: 3 (4%)

A Unit of Local Self-government “City of Skopje” is defined by the separate national Law of City of Skopje. The City of Skopje consists in 10 municipalities (Gjorche Petrov, Saraj, Karposh, Shuto Orizari, Butel, Chair, Centar, Gazi Baba, Aerodrom, Kisela Voda).

Number, percentage of women members in municipal councils: 13 (30%)

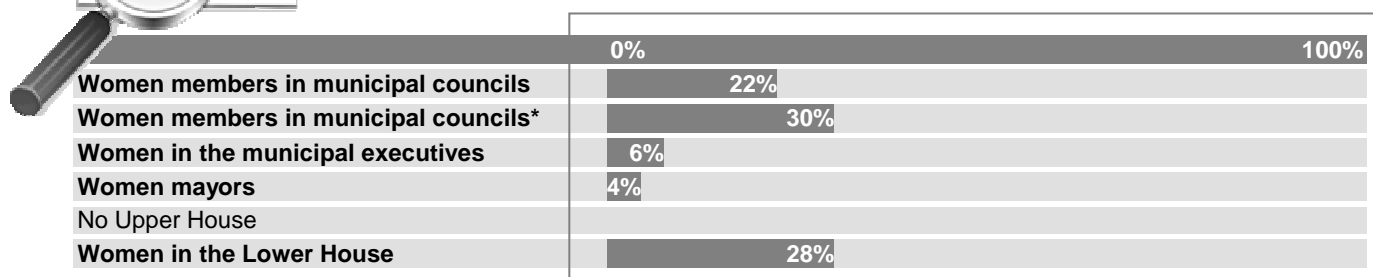
Women's presence in Parliament

Number, percentage of women in the Upper House: *No Upper House*

Number, percentage of women in the Lower House (2006):..... 33/120 (28%)



AT A GLANCE



* City of Skopje

Sources and contact point for further enquiry

Association of Units of Local Self-Governments of Macedonia Contact: Dushica Perishic/Ivana Serafimova

Women's and Men's suffrage

Men's suffrage – so called “universal suffrage” – granted.....	1871
Women's suffrage granted at local level.....	N.A.
Women's suffrage granted at national level	1918
Universal suffrage granted for women and men.....	1918

Legislation regarding women quotas

Quotas imposed by national election laws.....	NO
Quotas imposed by political parties	YES

- The Social Democratic Party of Germany (SPD): 40%; the Christian Democratic Union (CDU): 33%; the Greens (Die Grünen): 50%, the Left Party (Linsepartei): 50%. *Source: Association française pour le Conseil des Communes et Régions d'Europe and quotaproject*

Women's presence in local government**13 854 Municipalities**

Date of the last/next elections (different dates*):.....	2004/2008
--	-----------

* 2008 elections in some regions: Bavaria, Baden-Württemberg, Schleswig-Holstein and Brandenburg

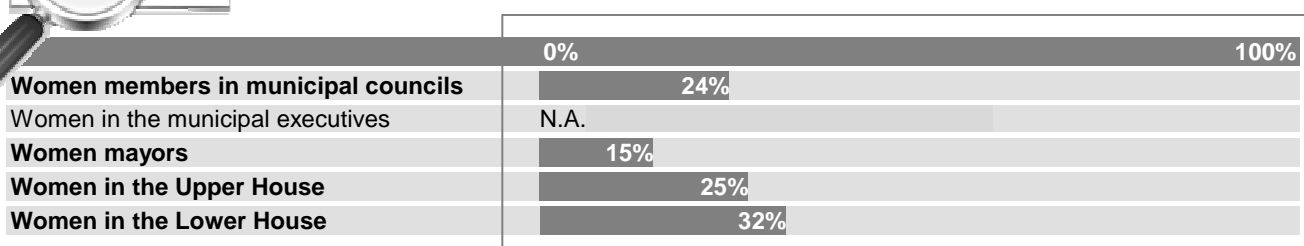
Number of local elected representatives:	45,212
Number, percentage of women members in municipal councils:	11,189 (24%)
Number, percentage of women in the municipal executives:	N.A.
Number, percentage of women mayors* (2008):.....	33 (15%)

* The way mayors are selected varies according to the Länder

Other sub-national levels: 323 districts 'Kreise' (intermediary level) and 16 federal states 'Länder' (regional level)

Women's presence in Parliament

Number, percentage of women in the Upper House / Bundesrat (2008)	40/160 (25%)
Number, percentage of women in the Lower House / Bundestag (2008)	197/613 (32%)

**AT A GLANCE**

Sources and contact point for further enquiry
Deutscher Städtetag: Sabine Drees

Women's and Men's suffrage

Men's suffrage – so called “universal suffrage” – granted.....	1864
Women's suffrage granted at local level.....	1952
Women's suffrage granted at national level	1952
Universal suffrage granted for women and men.....	1952

Legislation regarding women quotas

Quotas imposed by local election laws: YES

- The Constitution and a 2000 law have required an equal participation of female and male candidates on electoral lists for local and regional government. Ballots with less than 33% women will not be accepted.

Source: *Central union of Municipalities and Communities and quotaproject*

Quotas imposed by political parties: YES

- The Pan-Hellenic Socialist Movement (PASOK): 40%, the New Democracy (ND): 30%, the Coalition of left and progress (SYN): 33%”. Source: *Central union of Municipalities and Communities*

Women's presence in local government

1,034 local authorities (914 municipalities « Dimos » and 120 rural Municipalities « Kinotita »)

Date of the last/next elections:..... 2006/2010

Number of local elected representatives: 17,616

Number, percentage of women members in municipal councils (2002):..... 12%

Number, percentage of women in the municipal executives: N.A.

Number, percentage of women mayors: 32 (3%)

Other sub-national levels: 50 departments “Nomoi” (intermediary level) and 13 regions “Peripheria” (regional level)

Women's presence in Parliament

Number, percentage of women in the Upper House: *No Upper House*

Number, percentage of women in the Lower House (2007):..... 48/300 (16%)



AT A GLANCE

	0%	100%
Women members in municipal councils	12%	
Women in the municipal executives	N.A.	
Women mayors	3%	
No Upper House		
Women in the Lower House	16%	

Sources and contact point for further enquiry

Central union of Municipalities and Communities: Gabriel Kougianos and Valia Athanasopoulou

Women's and Men's suffrage

Men's suffrage – so called “universal suffrage” – granted.....	1948
Women's suffrage granted at local level.....	1918
Women's suffrage granted at national level	1918
Universal suffrage granted for women and men.....	1945

Legislation regarding women quotas

Quotas imposed by national election laws:.....	NO
• The proposal was rejected by the Parliament in 2007	
Quotas imposed by political parties:	YES
• The Hungarian Socialist Party (Mszp): 20%	

Women's presence in local government

3 158 municipalities

Date of the last/next elections:.....	2006/2010
Number of local elected representatives (2002):.....	24,982
Number, percentage of women members in municipal councils (2002):.....	6,966 (28%)
Number, percentage of women in the municipal executives:	N.A.
Number, percentage of women mayors (2002):	508 (16%)

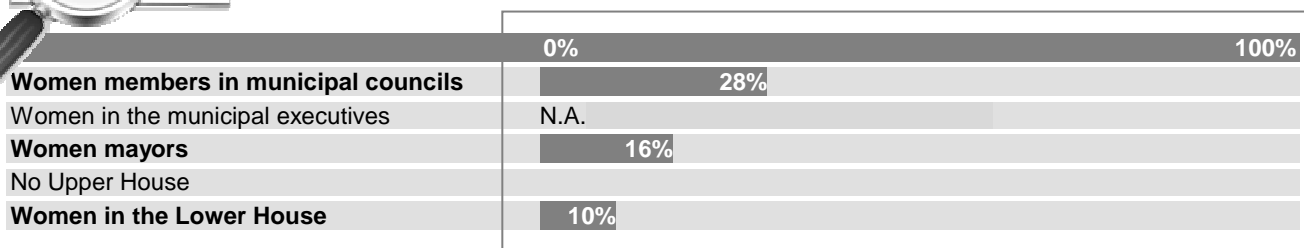
Other sub-national levels: 19 counties (intermediary level) and 7 regions

Women's presence in Parliament

Number, percentage of women in the Upper House:	No Upper House
Number, percentage of women in the Lower House (2006).....	39/386 (10%)



AT A GLANCE



Sources and contact point for further enquiry

Hungarian national association of local authorities: Dr. Gábor Zongor and Veronika Krausz

Women's and Men's suffrage

Men's suffrage – so called “universal suffrage” – granted.....	1915
Women's suffrage granted at local level.....	1920
Women's suffrage granted at national level	1920
Universal suffrage granted for women and men.....	1920

Legislation regarding women quotas

Quotas imposed by national election laws:.....	NO
Quotas imposed by political parties:	YES
• “The Social Democratic Alliance (Samfylkingin), former United Front: 40% (2002); the Progressive Party “Framsóknarflokkur”: 40% (1996); the Left-Green Party (Vinstrihreyfingin - graent framboð): 50%. Source: Association of local authorities in Iceland and quotaproject	

Women's presence in local government

79 Municipalities (single sub-national level)

Date of the last/next elections:.....	2006/2010
Number of local elected representatives:	529
Number, percentage of women members in municipal councils:	189 (36%)
Number, percentage of women in the municipal executives:	N.A. (2002: 19 - 24%)
Number, percentage of women mayors:	19 (24%)

Women's presence in Parliament

Number, percentage of women in the Upper House:	No Upper House
Number, percentage of women in the Lower House (2007):.....	20/63 (32%)



AT A GLANCE

	0%	100%
Women members in municipal councils		36%
Women in the municipal executives (2002)	24%	
Women mayors	24%	
No Upper House		
Women in the Lower House		32%

Sources and contact point for further enquiry

Association of local authorities in Iceland: Anna Guðrún Björnsdóttir

See also Book from Gunnar Karlsson/<http://www.kosningar2002.is/interpro/fel/fel.nsf/pages/kosningar>

Women's and Men's suffrage

Men's suffrage – so called “universal suffrage” – granted.....	1918
Women's suffrage granted at local level.....	1918
Women's suffrage granted at national level	1918
Universal suffrage granted for women and men.....	1918

Legislation regarding women quotas

Quotas imposed by national election laws:.....	NO
Quotas imposed by political parties:	YES
• The Workers Party (WP): 40%; the Greens: 40%; Fin Gael: 40%; the Labour Party 20%; Sinn Fein: 40%; the Republican Party Fianna Fail: 30% (in 2005, for internal party positions). <i>Source: General Council of County Councils and quotaproject</i>	

Women's presence in local government**80 municipalities and 34 county and city councils**

Date of the last/next elections:.....	2004/2009
Number of local elected representatives:	1,627
Number, percentage of women members in municipal councils:	307 (19 %)
Number, percentage of women members in the municipal executives:	N.A.
Number, percentage of women mayors*:	N.A.

*The position of mayor in Ireland changes each year (by election of the local council)

Other sub-national levels: 8 regional authorities and 2 regional assemblies

Women's presence in Parliament

Number, percentage of women in the Upper House: 2007	13/60 (17%)
Number, percentage of women in the Lower House: 2007	22/166 (13%)

**AT A GLANCE**

	0%	100%
Women members in municipal councils	19%	
Women in the municipal executives	N.A.	
Women mayors	N.A.	
Women in the Upper House	17%	
Women in the Lower House	13%	

Sources and contact point for further enquiry
General Council of County Councils: Mark Callanan

Women's and Men's suffrage

Men's suffrage – so called “universal suffrage” – granted.....	1912
Women's suffrage granted at local level.....	1945 law (came into force in 1946)
Women's suffrage granted at national level	1946
Universal suffrage granted for women and men.....	1945

Legislation regarding women quotas

Quotas imposed by national election laws:.....NOT ANYMORE

- A 1993 law imposing quotas was considered illegal by the Constitutional Court in 1994

Quotas imposed by political parties:YES

- The Green Federation (Federazione dei Verdi): 50%; Communist Refoundation Party (Partito della Rifondazione Comunista) 40%; the Democrats of the Left (Democratici di Sinistra) 40%; the Italian Democratic Socialists (Socialisti Democratici Italiani): 33%; the Italian Communist Party (Partito dei Comunisti Italiani): 50% (for internal positions); the Democracy is Freedom (Democrazia è Libertà - La Margherita), formed in 2001: 24% (for internal positions). *Source: CEMR Italian Section and quotaproject*

Women's presence in local government

8 103 communes

Date of the last/next elections (different dates):	2006/2011
Number of local elected representatives (2003):	126,453
Number, percentage of women members in municipal councils:	20,524 (17%)
Number, percentage of women in the municipal executives (2003):.....	4,535 (16%)
Number, percentage of women mayors:	772 (10%)

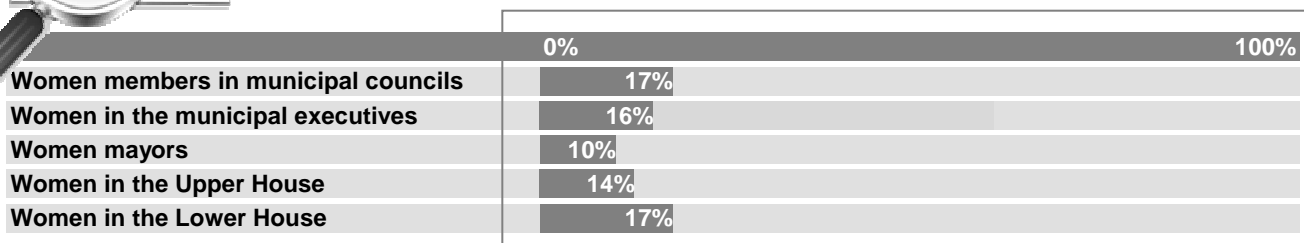
Other sub-national levels: provinces (intermediary level) and 20 regions and 2 autonomous provinces (regional level)

Women's presence in Parliament

Number, percentage of women in the Upper House: 2006	45/333 (14%)
Number, percentage of women in the Lower House: 2006	108/630 (17%)



AT A GLANCE



Sources and contact point for further enquiry
CEMR Italian section: Consulta femminile

Women's and Men's suffrage

Men's suffrage – so called “universal suffrage” – granted.....	1878
Women's suffrage granted at local level.....	1917
Women's suffrage granted at national level	1918
Universal suffrage granted for women and men.....	1918

(The Republic of Latvia was founded on 18th November 1918; 1st elections were held in 1920)

Legislation regarding women quotas

Quotas imposed by national election laws:.....	NO
Quotas imposed by political parties:	NO

Women's presence in local government

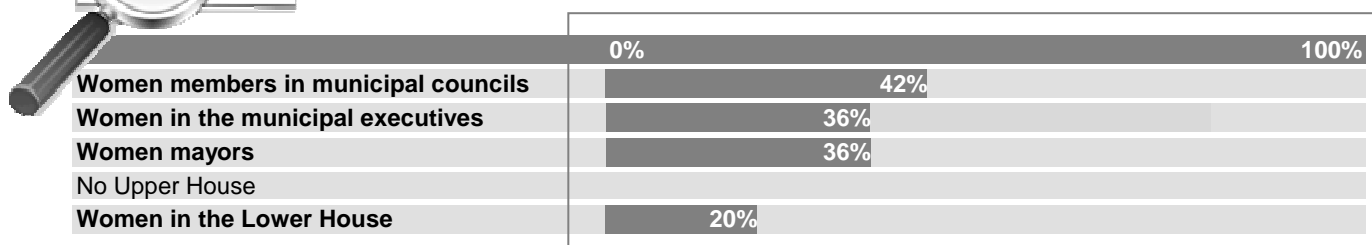
516 local authorities «vietējā pašvaldība» (430 rural municipalities «pagasts»; 50 towns «pilsētas»; 36 counties «novads»)

Date of the last/next elections:.....	2005/2009
Number of local elected representatives:	4,179 (2005)
Number, percentage of women members in municipal councils:	1,766 (42%)
Number, percentage of women in the municipal executives:	197 (36%)
Number, percentage of women mayors:	199 (36%)

Other sub-national levels: 9 republican towns «republikas pilsētas» (competences of both regions and local authorities) and 26 regional governments «rajons»

Women's presence in Parliament

Number, percentage of women in the Upper House:	No Upper House
Number, percentage of women in the Lower House “Saeima” (2006)	20/100 (20%)

**AT A GLANCE****Sources and contact point for further enquiry**

Latvian Association of Local and Regional Governments: Elita Kresse

Women's and Men's suffrage

Men's suffrage – so called “universal suffrage” – granted.....	1918
Women's suffrage granted at local level.....	1919
Women's suffrage granted at national level	1918
Universal suffrage granted for women and men.....	1918

Legislation regarding women quotas

Quotas imposed by national election laws:.....	NO
Quotas imposed by political parties:	YES
• The Social Democratic Party (Lietuvos socialdemokratų partija): 33% of either sex. <i>Source: Association of local authorities in Lithuania</i>	

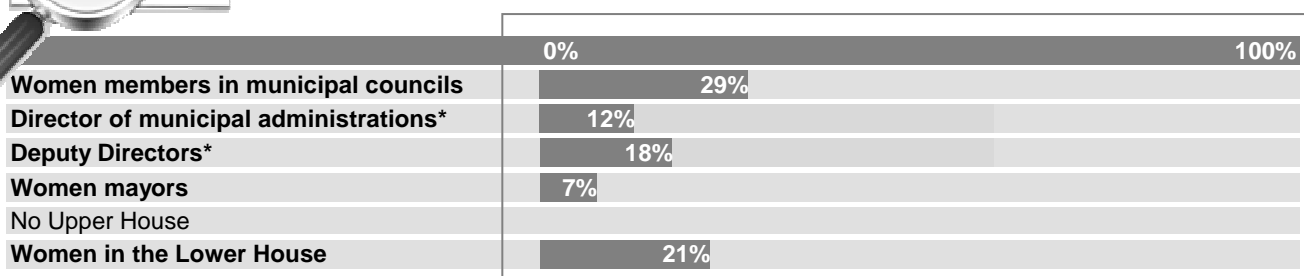
Women's presence in local government**60 Municipalities**

Date of the last/next elections:.....	2006/N.A.
Number of local elected representatives:	N.A.
Number, percentage of women members in municipal councils:	334 (29%)
Number, percentage of women in the municipal executives:	
• Women directors of municipal administrations/executive body:	7 (12%)
• Women deputy directors:	14 (18%)
Number, percentage of women mayors:	4 (7%)

Other sub-national levels: 10 counties (regional level)

Women's presence in Parliament

Number, percentage of women in the Upper House:	No Upper House
Number, percentage of women in the Lower House (2004).....	29/141 (21%)

**AT A GLANCE**

* corresponding to women in the municipal executives:

Sources and contact point for further enquiry

Association of local authorities in Lithuania and Central Electoral Commission of the Republic of Lithuania: Aušra Sauliene

Women's and Men's suffrage

Men's suffrage – so called “universal suffrage” – granted.....	1919
Women's suffrage granted at local level.....	1919
Women's suffrage granted at national level	1919
Universal suffrage granted for women and men.....	1919

Legislation regarding women quotas

Quotas imposed by national election laws:.....	NO
Quotas imposed by political parties:	YES

- “The Green Party (Déi Gréng) seeks to apply parity in party bodies, positions and on lists; the Christian Socialist People's Party (Chrëschtlech Sozial Vollekspartei) is targeting a 33% quota for women on their party lists; the Left (Déi Lénk) applies a 50% quota in the party body and on the electoral lists; Luxembourg Socialist Workers' Party (Lëtzebuenger Sozialistesche Arbechterpartei) has adopted a quota for internal positions (33%), the target is parity”. *Source: Association of Luxembourg towns and municipalities and quotaproject*

Women's presence in local government

116 Municipalities (among which 12 towns)/single sub-national level

Date of the last/next elections:.....	2005/2011
Number of local elected representatives:	1,136
Number, percentage of women members in municipal councils (including executives):	234 (21%)
Number, percentage of women in the municipal executives (including mayors):.....	50 (14 %)
Number, percentage of women mayors:	13 (11%)

Women's presence in Parliament

Number, percentage of women in the Upper House:	No Upper House
Number, percentage of women in the Lower House: 2004	14/60 (23%)



AT A GLANCE

	0%	100%
Women members in municipal councils		21%
Women in the municipal executives		14%
Women mayors		11%
No Upper House		
Women in the Lower House		23%

Sources and contact point for further enquiry

Association of Luxembourg towns and municipalities: Mireille Colbach-Cruchten

Women's and Men's suffrage

Men's suffrage – so called “universal suffrage” – granted.....	1921
Women's suffrage granted at local level.....	1993
Women's suffrage granted at national level	1947
Universal suffrage granted for women and men.....	1947

Legislation regarding women quotas

Quotas imposed by national election laws:.....	NO
Quotas imposed by political parties:	YES

• The Labour Party (Partit Laburista): 20%. *Source: quotaproject*

Women's presence in local government

68 Municipalities (local councils)

Date of the last/next elections:.....	2007/2008
Number of local elected representatives in total.....	438
Number, percentage of women members in municipal councils:	82 (18%)
Number, percentage of women in the municipal executives:	18 (13%)
Number, percentage of women mayors:	6 (9%)

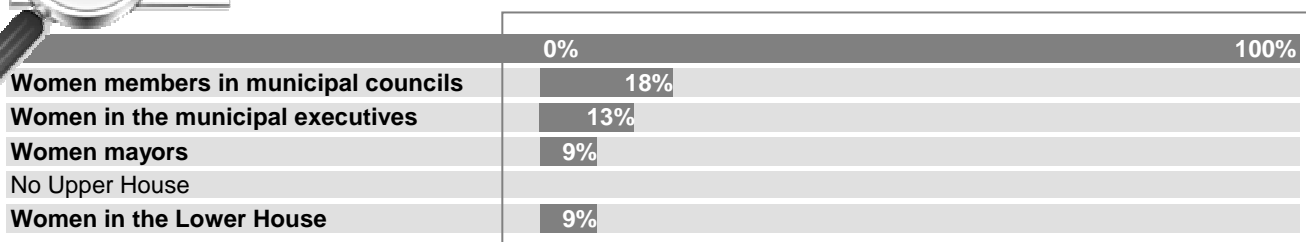
Other sub-national levels 3 regions consisting of 14, 25 and 29 local councils

Women's presence in Parliament

Number, percentage of women in the Upper House:	No Upper House
Number, percentage of women in the Lower House: 2003	6/65 (9%)



AT A GLANCE



Sources and contact point for further enquiry
Local Councils Association: Jimmy Magro

Women's and Men's suffrage

Men's suffrage – so called 'universal suffrage' granted.....	1917
Women's suffrage granted at local level.....	1919
Women's suffrage granted at national level	1919
Universal suffrage granted for women and men.....	1919

Legislation regarding women quotas

Quotas imposed by national election laws.....	NO
Quotas imposed by political parties	YES

• The Labour Party (Partij van de Arbeid): 50% on party lists. *Source: Association of Dutch Municipalities and quotaproject*

Women's presence in local government

443 Municipalities

Date of the last/next elections:.....	2006/2010
Number of local elected representatives:	10,047
Number, percentage of women members in municipal councils:	2,612 (26%)
Number, percentage of women in municipal executives:	280 (18%)
Number, percentage of women mayors:	76 (20%)

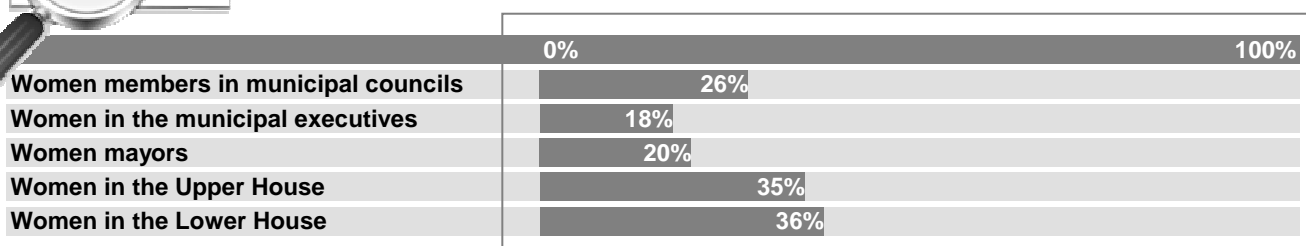
Other sub-national levels: 12 provinces (regional level)

Women's presence in Parliament

Number, percentage of women in the Upper House (2007).....	26/75 (35%)
Number, percentage of women in the Lower House (2006).....	54/150 (36%)



AT A GLANCE



Sources and contact point for further enquiry
 Association of Dutch Municipalities: Elisabeth Roussel

Women's and Men's suffrage

Men's suffrage – so called “universal suffrage” – granted.....	1898
Women's suffrage granted at local level.....	1907
Women's suffrage granted at national level	1913
Universal suffrage granted for women and men.....	1913

Legislation regarding women quotas

Quotas imposed by national election laws:.....	NO
Quotas imposed by political parties:	YES

- The Socialist Left Party (Sosialistisk Venstreparti): 40% (for both sexes on electoral lists); the Norwegian Labour Party (Det Norske Arbeiderparti): 40% (for both sexes); the Centre Party (Senterpartiet): 40% (for either sex); the Christian People's Party (Kristelig Folkeparti): 40% (for both sexes); the Liberal Party (Venstre): 40%. *Source: Norwegian association of local and regional authorities and quotaproject*

Women's presence in local government

431 Municipalities

Date of the last/next elections:.....	2007/2011
Number of local elected representatives:	10,946
Number, percentage of women members in municipal councils:	4,107 (38%)
Number, percentage of women in the municipal executives:	1,340 (42%)
Number, percentage of women mayors:	97 (23 %)

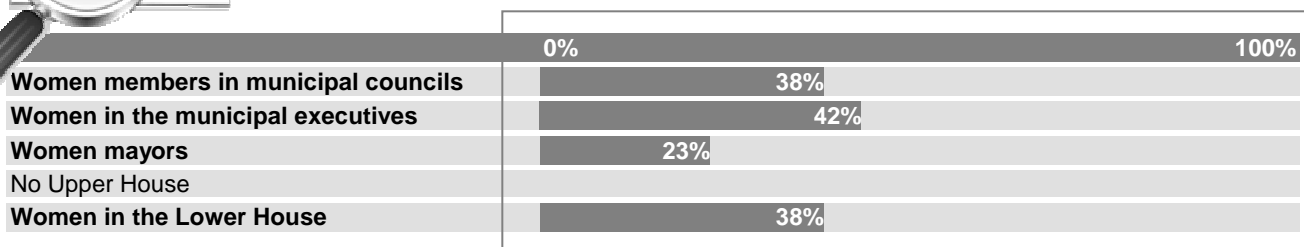
Other sub-national levels: 19 counties (regional level)

Women's presence in Parliament

Number, percentage of women in the Upper House:	No Upper House
Number, percentage of women in the Lower House (2005).....	64/169 (38%)



AT A GLANCE



Sources and contact point for further enquiry

Norwegian association of local and regional authorities and Statistics Norway: Thomas Scheen and Liss Schanke

Women's and Men's suffrage

Men's suffrage – so called “universal suffrage” – granted.....	1918
Women's suffrage granted at local level.....	1918
Women's suffrage granted at national level	1918
Universal suffrage granted for women and men.....	1918

Legislation regarding women quotas

Quotas imposed by national election laws:.....	NO
Quotas imposed by political parties:	YES
• The Democratic Left Alliance (Sojusz Lewicy Demokratycznej): 30% (both internal and to candidate lists); the Labour Union (Unia Pracy): 30%. <i>Source: Association of Polish cities and quotaproject</i>	

Women's presence in local government

2478 Municipalities “gminy” (307 urban, 1589 rural, 582 mixed)

Date of the last/next elections:.....	2006/2010
Number of local elected representatives:	46,789
Number, percentage of women members in municipal councils (gmina).....	8,051 (21%)
Number, percentage of women in the municipal executives	
• Municipalities (Gminas excluding cities with powiat status) (2000)*	1,738 (12%)
* <i>Boards in gminas and cities with powiat status ceased to exist in 2002, when mayors of towns and cities were elected in general and direct elections.</i>	
Number, percentage of women mayors:	204 (8%)

Other sub-national levels: 315 counties “powiaty” (intermediary level) and 16 regions “województwa”

Women's presence in Parliament

Number, percentage of women in the Upper House (2007).....	8/100 (8%)
Number, percentage of women in the Lower House (2007).....	94/460 (20%)

**AT A GLANCE**

	0%	100%
Women members in municipal councils		21%
Women in the municipal executives*		12%
Women mayors		8%
Women in the Upper House		8%
Women in the Lower House		20%

* See above

Sources and contact point for further enquiry

Association of Polish cities (in collaboration with the Government office for equal opportunities, the National Election Committee and the Central Statistical Office): Hanna Leki and Alicja Stachowiak

Women's and Men's suffrage

Men's suffrage – so called “universal suffrage” – granted.....	1911
Women's suffrage granted at local level.....	N.A.
Women's suffrage granted at national level	1976
Universal suffrage granted for women and men.....	1976

Legislation regarding women quotas

Quotas imposed by national election laws:.....	YES
• A 2006 law has required that the candidate lists, for the elections to the local public authorities, should have a minimum of 33% of women on the lists. <i>Source: quotaproject</i>	
Quotas imposed by political parties:	YES
• The Socialist Party (Partido Socialista): 33% (for party lists). <i>Source: quotaproject</i>	

Women's presence in local government

308 municipalities « Municipios »

Date of the last/next elections:.....	2006/2010
Number of local elected representatives:	N.A.
Number, percentage of women members in municipal councils:	N.A.
Number, percentage of women in the municipal executives:	N.A.
Number, percentage of women mayors:	18 (6%)

Other sub-national levels: 18 districts « Distrito » (intermediary level) and 5 regional coordination commissions and autonomous regions (Madeira and Azores)

Women's presence in Parliament

Number, percentage of women in the Upper House:	No Upper House
Number, percentage of women in the Lower House (2007)	44/230 (19%)



AT A GLANCE

	0%	100%
Women members in municipal councils	N.A.	
Women in the municipal executives	N.A.	
Women mayors	6%	
No Upper House		
Women in the Lower House	19%	

Sources and contact point for further enquiry

National association of Portuguese municipalities: Landri Pinto

Women's and Men's suffrage

Men's suffrage – so called “universal suffrage” – granted.....	1923
Women's suffrage granted at local level.....	N.A.
Women's suffrage granted at national level	1946
Universal suffrage granted for women and men	N.A.

Legislation regarding women quotas

Quotas imposed by national election laws:.....	NO
Quotas imposed by political parties:	YES
• The Democratic Party (Partidul Democrat): 30%; the Social Democratic Party (Partidul Social Democrat): 30% (prior to the 2004 election). <i>Source: quotaproject</i>	

Women's presence in local government

3 136 local councils (2,864 rural localities « comune » ; 208 towns « orase » ; 103 municipalités « municipii »)

Date of the last/next elections.....	2004/2008
Number of local elected representatives:	N.A.
Number, percentage of women members in municipal councils:	N.A.
Number, percentage of women in the municipal executives:	N.A.
Number, percentage of women mayors:	112 (4%)

Other sub-national levels: 14 counties « judet » (intermediary level) and 8 development regions

Women's presence in Parliament

Number, percentage of women in the Upper House (2004):.....	13/137 (10%)
Number, percentage of women in the Lower House (2007):.....	37/331 (11%)



AT A GLANCE

	0%	100%
Women members in municipal councils	N.A.	
Women in the municipal executives	N.A.	
Women mayors	4%	
Women in the Upper House	10%	
Women in the Lower House	11%	

Sources and contact point for further enquiry

Association of Romanian Communes: Ovidiu Dumitrache

Women's and Men's suffrage

Men's suffrage – so called “universal suffrage” – granted.....	N.A.
Women's suffrage granted at local level.....	1942
Women's suffrage granted at national level.....	N.A.
Universal suffrage granted for women and men.....	1946

Legislation regarding women quotas

Quotas imposed by national election laws:.....	YES
• The Local Election Act states that the lists of the political must contain at least 30% of each sex. Every fourth place is reserved for the less represented sex.” Source: <i>Standing Conference of Towns and Municipalities and quotaproject</i>	
Quotas imposed by political parties:.....	YES
• Social Democratic Party (SDP): 30% of each sex on the party's list for elections. Source: <i>quotaproject</i>	

Women's presence in local government

167 municipalities (single sub-national level) and the Vojvodina autonomous Province

Date of the last/next elections:.....	2004/2008
Number of local elected representatives:.....	N.A.
Number, percentage of women members in municipal councils:.....	N.A.
Number, percentage of women in the municipal executives:.....	N.A.
Number, percentage of women mayors:.....	4 (2%)

Women's presence in Parliament

Number, percentage of women in the Upper House:.....	No Upper House
Number, percentage of women in the Lower House (2007):.....	51/250 (20%)



AT A GLANCE

	0%	100%
Women members in municipal councils	N.A.	
Women in the municipal executives	N.A.	
Women mayors	2%	
No Upper House		
Women in the Lower House	20%	

Sources and contact point for further enquiry

Standing Conference of Towns and Municipalities: Jasmina Kronic and Vladimir Jovanovic

Women's and Men's suffrage

Men's suffrage – so called “universal suffrage” – granted.....	1907
Women's suffrage granted at local level.....	1920
Women's suffrage granted at national level	1920
Universal suffrage granted for women and men.....	1920

Legislation regarding women quotas

Quotas imposed by national election laws:.....	NO
Quotas imposed by political parties:	YES
<ul style="list-style-type: none"> The People's Party - Movement for a Democratic Slovakia (HZDS Ľudová strana) has a parity target; the Alliance of the New Citizen (Aliancia Nového Občana) has an informal 33% quota for women. <i>Source: quotaproject</i> 	

Women's presence in local government

2 887 municipalities

Date of the last/next elections:.....	2006/2010
Number of local elected representatives:	24,261
Number, percentage of women members in municipal councils:	64 (20%)
Number, percentage of women in the municipal executives:	14,244 (66%)
Number, percentage of women mayors:	598 (21%)

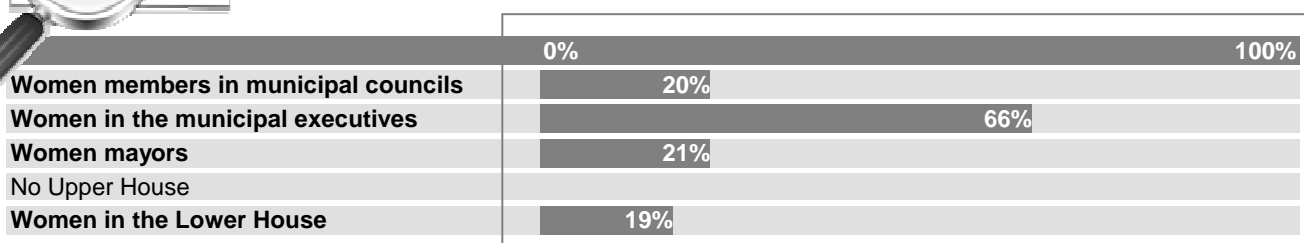
Other sub-national level: 8 regions

Women's presence in local government

Number, percentage of women in the Upper House:	No Upper House
Number, percentage of women in the Lower House (2006):.....	29/150 (19%)



AT A GLANCE



Sources and contact point for further enquiry

Association of Towns and Communities of Slovakia and the Office for statistics of the Republic of Slovakia: Michal Chudik

See also: www.statistics.sk

Women's and Men's suffrage

Men's suffrage – so called “universal suffrage” – granted.....	1896
Women's suffrage granted at local level.....	N.A.
Women's suffrage granted at national level	1946
Universal suffrage granted for women and men.....	1946

Legislation regarding women quotas

Quotas imposed by election laws:YES
 • A 2005 law stipulates has required that “20% quota for local elections in 2006. The quota will increase to 30% for the 2010 election and 40% for the 2014 election.” *Source: quotaproject*

Quotas imposed by political parties:YES
 • The Social Democrats (Socialni Demokrati): 40%; the Liberal Democracy Party (Liberalna Demokracija Slovenije): a gender neutral 25%; the Liberal Democracy Party: 33% quota for both sexes on the party lists for local elections.” *Source: Association of Municipalities and Towns of Slovenia and quotaproject*

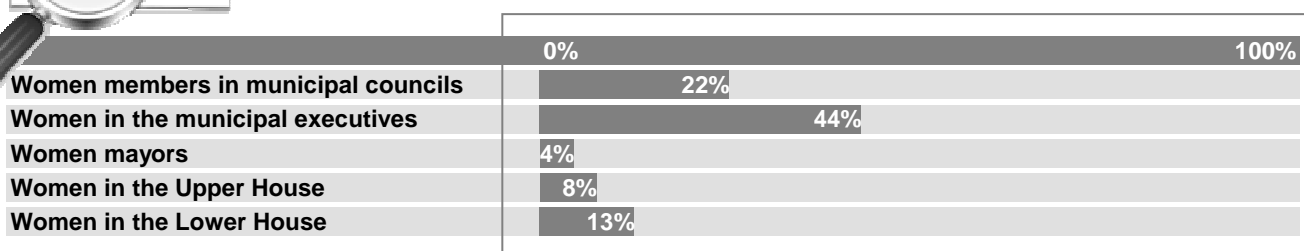
Women's presence in local government**192 municipalities**

Date of the last/next elections:.....	2006/2010
Number of local elected representatives (2004):.....	3,213
Number, percentage of women members in municipal councils:.....	734 (22%)
Number, percentage of women in the municipal executives (2004):.....	80 (44%)
Number, percentage of women mayors:	8 (4%)

Other sub-national level: 58 regions

Women's presence in local government

Number, percentage of women in the Upper House (2002).....	3/40 (8%)
Number, percentage of women in the Lower House (2004).....	12/90 (13%)

**AT A GLANCE****Sources and contact point for further enquiry**

Association of Municipalities and Towns of Slovenia: Sonja Robnik, Jasmina Vidmar, Mojca Mernik

Women's and Men's suffrage

Men's suffrage – so called "universal suffrage" – granted.....	1812
Women's suffrage granted at local level.....	1931
Women's suffrage granted at national level.....	1931
Universal suffrage granted for women and men.....	1931

Legislation regarding women quotas

Quotas imposed by national election laws:.....YES

- The 2007 Equality Law ("Ley de Igualdad") modified the electoral law and introduced the "principle of balanced presence". Party electoral lists are required to have a minimum of 40% and a maximum of 60% of either sex among their candidates in all elections including local elections (for towns with more than 5,000 inhabitants). By 2011 only villages under 3,000 inhabitants will not be obliged to comply with the Equality Law. The law was first applied in the local and regional elections of May 2007. Quota requirements are also included in regional laws. By March 2007 several Autonomous Communities had adopted quotas (50% of any party electoral list) to the regional elections such as Balearic Islands, Castilla-La Mancha, Andalusia and the Basque Country. It is expected that other Autonomous Communities which are currently modifying their constitution (the so-called statutes of autonomy) will also incorporate legal quotas. *Source: quotaproject*

Quotas imposed by political parties:.....YES

- The Spanish Socialist Workers' Party (PSOE): 40%; the United Left (IU): 40%; the Socialist Party of Catalonia (PSC): 40%; the Initiative for Catalonia- Green (ICV): 40%; the Republican Left of Catalonia (ERC): 40%; the Nationalist Galician Block (BNG): 40%; the Canarian Coalition (CC): 40%. *Source: Spanish federation of municipalities and provinces and quotaproject*

Women's presence in local government

8110 Municipalities

Date of the last/next elections:.....	2007/2011
Number of local elected representatives:.....	72,080
Number, percentage of women members in municipal councils:.....	20,947 (46%)
Number, percentage of women in the municipal executives:.....	19,747 (31%)
Number, percentage of women mayors:.....	1,200 (15%)

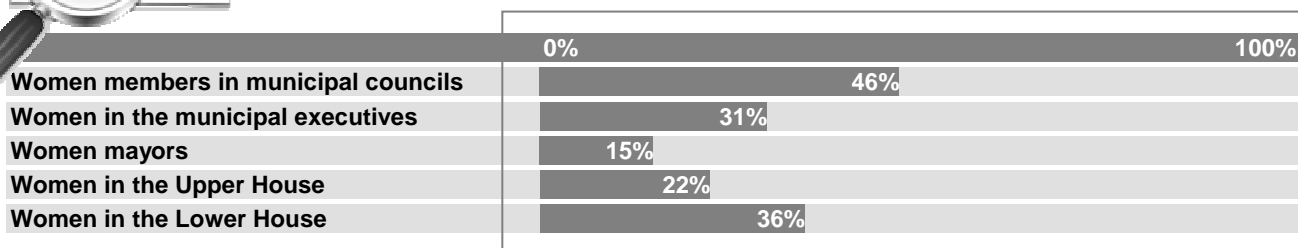
Other sub-national levels: 52 provinces (intermediary level) and 17 autonomous communities (regional level)

Women's presence in Parliament

Number, percentage of women in the Upper House (2004):.....	60/259 (22%)
Number, percentage of women in the Lower House (2004):.....	126/350 (36%)



AT A GLANCE



Sources and contact point for further enquiry

Spanish federation of municipalities and provinces: Antonina Mielgo Casado

Women's and Men's suffrage

Men's suffrage – so called “universal suffrage” – granted.....	N.A.
Women's suffrage granted at local level.....	1919
Women's suffrage granted at national level.....	1921
Universal suffrage granted for women and men.....	1921

Legislation regarding women quotas

Quotas imposed by national election laws:.....	NO
Quotas imposed by political parties:.....	YES

- The Swedish Social Democratic Labour Party (Sveriges Socialdemokratiska Arbetareparti): 50% (on party lists); the Left Party (Vänsterpartiet): 50% (on party lists); the Green Party of Sweden (Miljöpartiet de Gröna): 50% (on party lists). *Source: Swedish Association of Local Authorities and Regions and quotaproject*

Women's presence in local government

290 municipalities

Date of the last/next elections:.....	2006/2010
Number of local elected representatives:.....	39,200
Number, percentage of women members in municipal councils:.....	42%
Number, percentage of women in the municipal executives (2002):.....	36%
Number, percentage of women mayors (2002):.....	30%

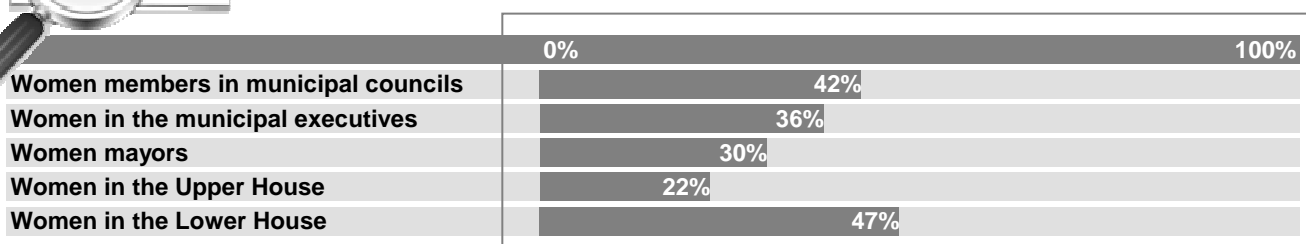
Other sub-national level: 21 counties

Women's presence in local government

Number, percentage of women in the Upper House:.....	No Upper House
Number, percentage of women in the Lower House (2006).....	165/349 (47%)



AT A GLANCE



Sources and contact point for further enquiry

Swedish Association of Local Authorities and Regions: Tommy Holm and Elisabet Ljungberg

Women's and Men's suffrage

Men's suffrage – so called “universal suffrage” – granted.....	1848
Women's suffrage granted at local level.....	1959 (Canton Vaud)
Women's suffrage granted at national level	1971
Universal suffrage granted for women and men.....	1971 (except Canton Appenzell)

Legislation regarding women quotas

Quotas imposed by national election laws:.....	NO
Quotas imposed by political parties:	YES

- The Social Democratic Party of Switzerland (Sozialdemokratische Partei der Schweiz): 40% (on party lists).

Source: CEMR Swiss Section and quotaproject

Women's presence in local government

2,768 municipalities

Date of the last/next elections:.....	different dates according to cantons
Number of local elected representatives (2005):.....	15,000
Number, percentage of women members in municipal councils:	N.A.
Number, percentage of women in the municipal executives (2005):.....	N.A.
Number, percentage of women mayors (2005):	320 (11%)

Other sub-national level: Swiss cantons (with own constitution)

Women's presence in local government

Number, percentage of women in the Upper House (2007).....	10/46 (22%)
Number, percentage of women in the Lower House (2007).....	57/200 (29%)



AT A GLANCE

	0%	100%
Women members in municipal councils	N.A.	
Women in the municipal executives	N.A.	
Women mayors	11%	
Women in the Upper House	22%	
Women in the Lower House	29%	

Sources and contact point for further enquiry

CEMR Swiss Section: Jean MEYLAN

Women's and Men's suffrage

Men's suffrage – so called “universal suffrage” – granted.....	1996
Women's suffrage granted at local level.....	1996
Women's suffrage granted at national level	1996
Universal suffrage granted for women and men.....	1996

Legislation regarding women quotas

Quotas imposed by national election laws:.....	NO
Quotas imposed by political parties:	NO

Women's presence in local government

Local governments: 446 towns, 790 communities, 10,227 villages

Date of the last/next elections:.....	2002/2006
Number of local elected representatives (2006):.....	194,245
Number, percentage of women officials (2006).....	71,814 (75%)
Number, percentage of women members in municipal councils (2006):.....	43%
Number, percentage of women in the municipal executives (2006):.....	28,015 (28%)
Number, percentage of women mayors:	N.A.

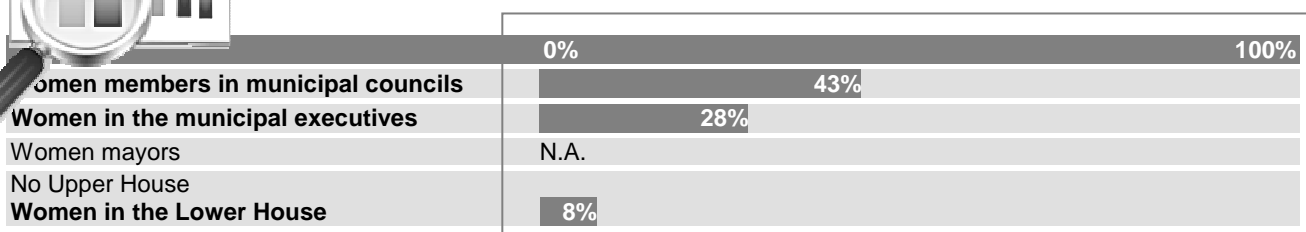
Other sub-national level: 24 regions “oblast”, 488 districts “raion” and the Autonomous Republic of Crimea (regional level)

Women's presence in local government

Number, percentage of women in the Upper House:	No Upper House
Number, percentage of women in the Lower House (2007):.....	38/450 (8%)



AT A GLANCE



Sources and contact point for further enquiry

Association of Ukrainian Cities and Communities and the Ukrainian Institute Verkhovna Rada: Olena Tomniuk and Nataliya Lazarenko

Women's and Men's suffrage

Men's suffrage – so called “universal suffrage” – granted.....	1918
Women's suffrage granted at local level.....	1894
Women's suffrage granted at national level	1928
Universal suffrage granted for women and men.....	1928

Legislation regarding women quotas

Quotas imposed by national election laws:.....	NO
Quotas imposed by political parties:	YES
Liberal Democrats 40%	

Women's presence in local government

468 local authorities in the UK/England: 9 regions, 32 London boroughs; 5 metropolitan counties; 34 non-metropolitan counties, 41 unitary councils

Date of the last/next elections:.....	2007(not in Northern Ireland)/2008
Number of local elected representatives (2004):.....	19,689 (England)
Number, percentage of women members in municipal councils:	29%
Number, percentage of women in the municipal executives:	N.A.
Number, percentage of women mayors:	N.A.

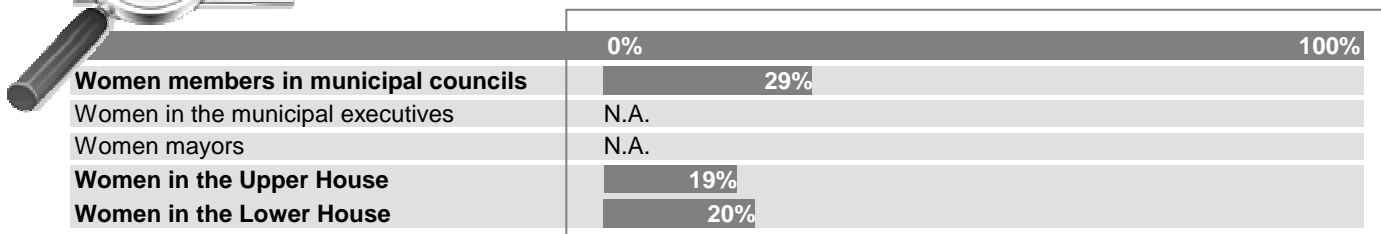
Other sub-national levels: 34 counties in England (intermediary level); 3 parliaments in Scotland, Wales and Northern Ireland (regional level)

Women's presence in Parliament

Number, percentage of women in the Upper House (data: 2007):.....	143/751 (19%)
Number, percentage of women in the Lower House (data: 2007):.....	126/645 (20%)



AT A GLANCE



Sources and contact point for further enquiry
 Local Government Association: Heleen Jalvingh